











WOOD/SERIES

-  **CUTTING DISC TECHNOLOGY**
-  **ECO CHIPS**
-  **NOUVEAU : ELECTRIC CONTROL**
-  **NO STRESS**
-  **SILENT BLOC**
-  **270° ADJUSTABLE CHIMNEY**
-  **360° ROTATIVE TURNTABLE**
-  **FOLDING HOPPER**

THE PERFORMANCE YOU NEED



1- KUBOTA V1505 35 HP (26.2 KW) 4-cyl. diesel engine

2- COMPLETE CHIPPER-SHREDDER ROTATABLE AROUND 360°
The feed hopper is therefore always there where you need it

3- SERVICE HOODS Quick and easy access to all service points

4- BRAKING CHASSIS Fully galvanised

5- NEW ! ELECTRIC CONTROL

TECHNICAL DATA

Product code	WS1835DTE	No. Of axles	1 / 1350 kg
Engine	KUBOTA V1505	Allowable road weight axles	
Power	35 HP / 26,20 kW	Tyre dimensions	225/55 R12C
Clutch	Belt tension	Tank capacity	20L
Engine swept volume cm3	1498 cm3 4 Cyl.	Consumption	3,9 L/h
Fuel	Diesel	Multidirectionnal chimney	270°
Cowling	Polyester resin security horsing	Chimney outlet height	2500 mm
Admissible diameter	18 cm	Rotating turntable	360°
Disc diameter	740 mm	Machine weight	1330 kg
Disc weight	142 kg	MMTA trailer approval	1350 kg
Blade	2	Hopper dimensions (LxW)	1490 x 1080 mm
Feed roller	2	Hopper loading height	700 - 950 mm
Feed roll width	245 mm	L x W x H	4000 x 1630 x 2555 mm
Feed roll diameter	140 mm	Wheel chock	Standard